

SB54x30U-90D-xH-LC

inches

54 X 30 SHOWER BASE WITH STANDARD LH OR RH OFFSET DRAIN IMI LITECAST™

Exterior Dimensions: 54W x 30D

Note: Base dimensions may vary +/- 1/2"

* Also available in IMI ProCast™



Material to be stacked on pallets.

COLOR & TRIM OPTIONS

Standard Color	Code
----------------	------

White SW

Optional Color	Code
----------------	------

Cream SC
Ivory SI
Warm White WW

Additional custom colors available.

FEATURES

- Available in left-hand or right-hand version
- Fiberglass flange
- 3" wide thresholds on front and back
- Solid one-piece construction
- Pre-leveled, rests on subfloor
- Mold and mildew resistant
- Bacteria resistant
- "Grout-free" and non-porous
- Stain resistant and easy to clean
- Waterproof and leakproof

STANDARDS AND RATINGS

- ANSI Z124.1.2
- 2005 Tested by NAHB
- ASTM 1028-96
Coefficient of friction test
(minimum rating of .67)
- Typical CSI Code: 22 42 23 (Div 22)
- ANSI
- ASTM (Fire Rating)
- MAS Certified Green

Code compliant when fully equipped and installed according to guidelines.

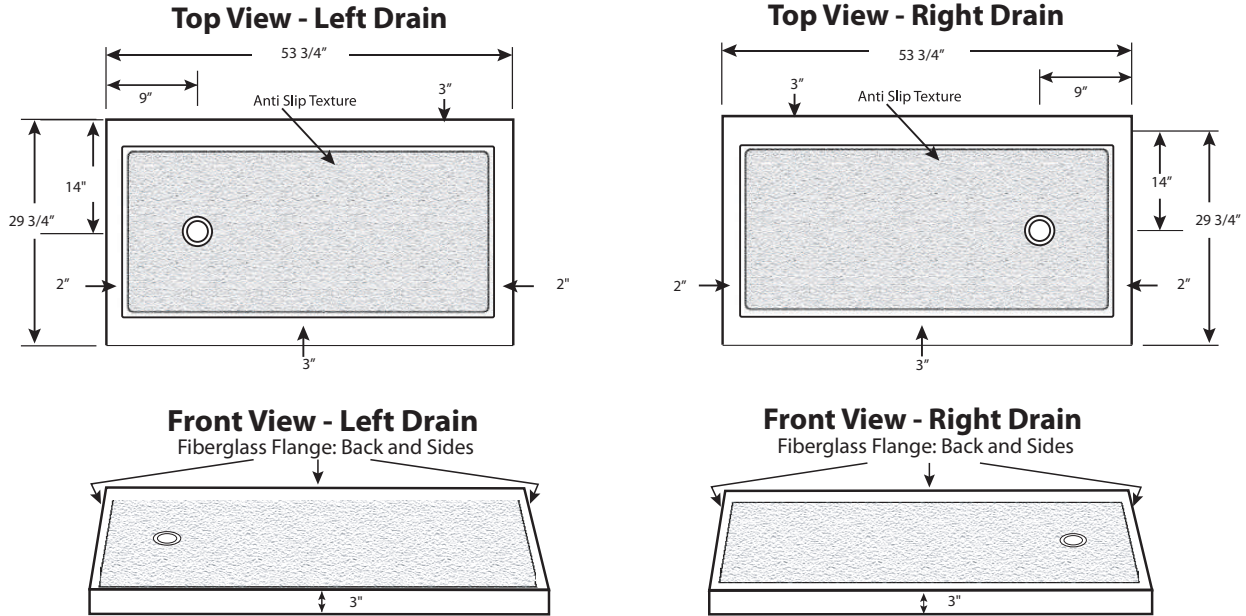


Cast Marble Solutions

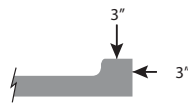


SB54x30U-90D-xH-LC

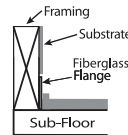
54 X 30 SHOWER BASE WITH STANDARD LH OR RH OFFSET DRAIN
IMI LITECAST™



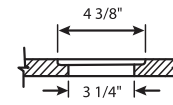
Side View of Curb



Flange Details: (U.S.)



Drain Details: (U.S.)



FEATURES Dimensional Tolerance $\pm 1/2"$. Dimensions needed for site preparation should be measured from the unit. American Bath Group assumes no responsibility for preparatory work.

Type and Model #	Material	Shower Base	Pieces
Shower Base #SB54x30U-90D-xH-LC	Cast Marble	Anti-Slip/Textured Finish	1

DIMENSIONS

Specifications	inches
Shower Base Depth:	29 3/4
Shower Base Width:	53 3/4
Curb Height:	3

Suggested Drains:



Solvent Weld type fitting similar to Oatey Part No. 42097



Compression type "No-Caulk" fitting similar to Oatey Part No. 42099

Rev. 06.09.21